

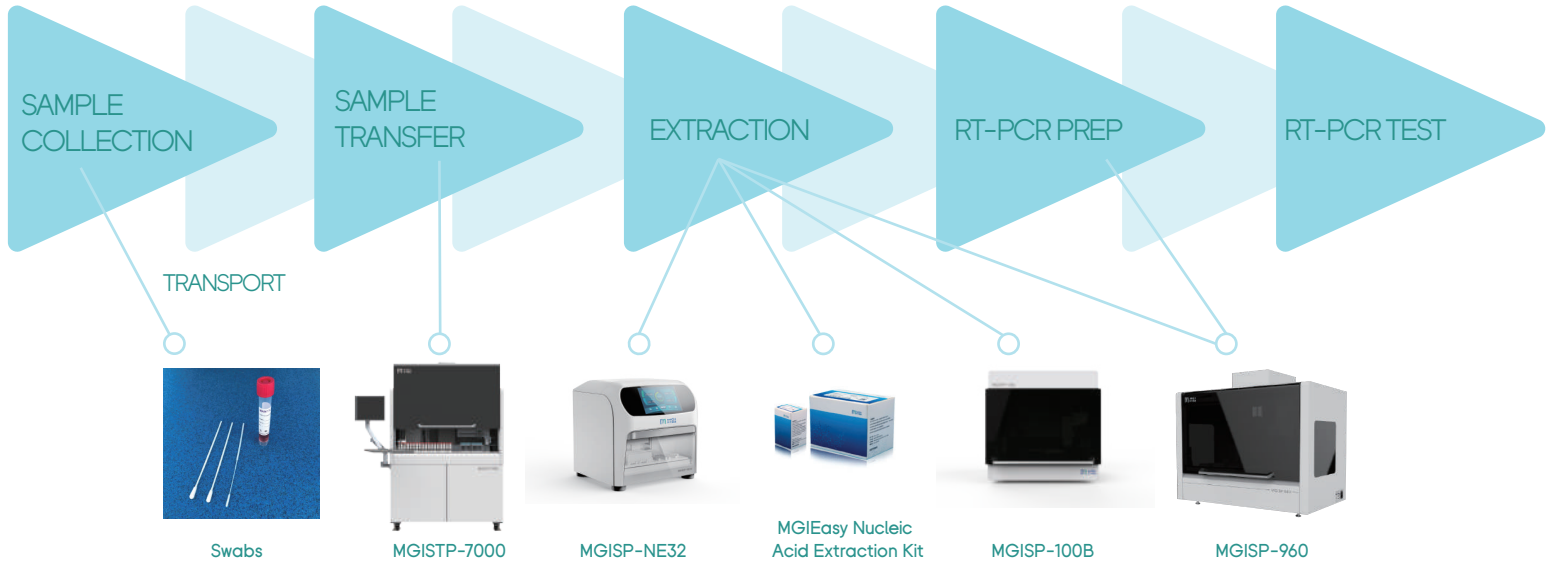


MGI SARS-CoV-2

Automated Extraction Solutions

MGI has been at the forefront of developing and deploying SARS-CoV-2 testing solutions from day one. We've enabled accurate and reliable virus detection through high throughput automated extraction solutions in more than 80 countries. Improving accuracy and throughput of testing is our top priority.

SARS-CoV-2 Testing Workflow



Swabs & VTM

SAMPLE COLLECTION



Product details

Product Name

Disposable Sampling Kit

Specification

50 PCS/BOX

Product Components

A pcs including a swab and a preservation solution

Tip Material

Nylon flocking

Regulatory Approvals

NMPA; CE
[Check with MGI sales for local compliance]

● ● Sterile

● ● Safe

MGISTP-7000



Convenient Sample Loading

Airtight sample tubes in a standard rack reduces exposure to samples. System can run up to 7000 samples per day.

No Manual Handling

One Epson robot arm, four recap and de-cap modules, four barcode scanners, and two channel-independent pipette heads. Barcode information can be automatically stored and transferred to any LIMS system.

Highly Versatile

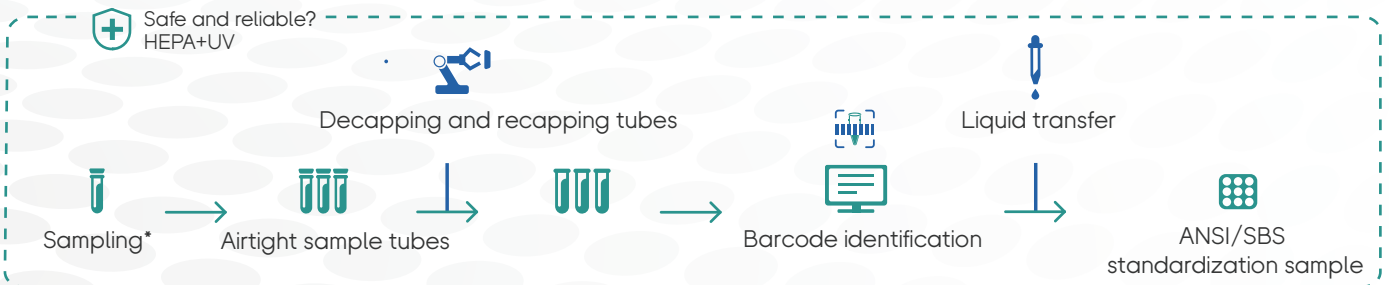
Two pipetting channels allow free configuration for volume range and disposable tips. Samples can be transferred into ANSI/SBS 96-well microplates rapidly without manual pipetting errors, supporting a wide variety of automation laboratory equipment.

Unmatched Safety

Re-cap sample tubes after liquid transfer to minimize sample exposure and prevent cross contamination. All samples will be returned to their original location. Provide HEPA-filtration and UV light to ensure a safer operation environment.



High Productivity

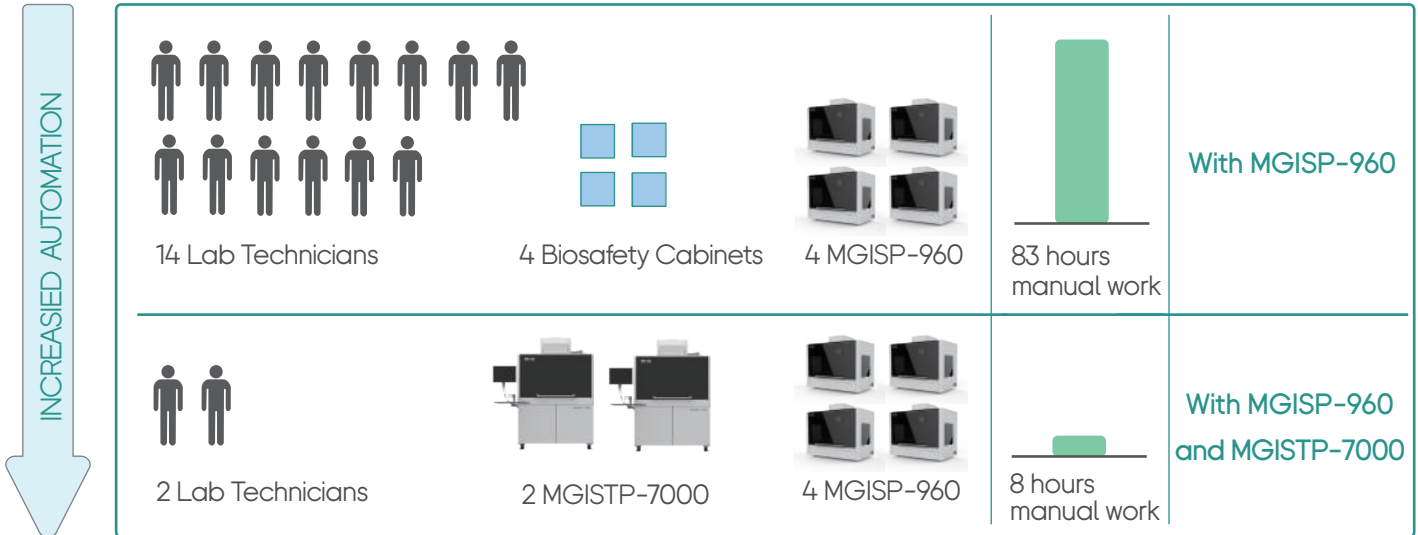


*Universal fit. Excellent fit on 5mL and 10mL Transport Tubes, with Screw cap.



Efficient, safe, and reliable

10,000 samples per day:



Product Specifications

Functions	Integrates multiple functions, including decapping, recapping, barcode identification, automated liquid transfer, HEPA-filtration and negative pressure protection	Pipetting Precision	Pipetting Method	Based on the principle of air displacement, with disposable tips
Throughput	192 samples/40 min; 7000 samples/day		Volume Range	10 µL-1000 µL
Barcode Scanner	1D & 2D Scanner Sensors		CV	10 µL: <5%; 100 µL: <2%
Tube Compatibility	Universal fit. Excellent fit on 5 mL and 10 mL Transport Tubes, with Screw cap		Accuracy	1000 µL: <1%
Dimensions	1470mm(W) * 960mm(D) * 2100mm(H)		Weight	10 µL: <±10%; 100 µL: <±5%
				1000 µL: <±2%

Ordering Information

Equipment

Cat. No.	Product name	Specification
900-00036-00	MGISTP-7000RS Sample Transfer Processing System	CE RUO
900-00034-00	MGISTP-7000RS Sample Transfer Processing System	CE IVD

Consumables

Cat. No.	Product name	Specification
1000023969	1000ul black conductive tips, sterile, filter	16 boxes/case
1000023970	1000ul transparent tips, sterile, filter	16 boxes/case
014-000101-00	MGISTP-7000 sample rack A	EA

MGIEasy Nucleic Acid Extraction Kit



- ● Magnetic beads-based automated extraction
- ● Higher specificity for viral SARS-Cov-2 nucleic acids

EXTRACTION



Workflow:

Lysis/Bind

Sample lysis, nucleic acid binding with magnetic particles.

Wash

Magnetic particles washing, removing contaminants and inhibitors.

Elute

Nucleic Acid separation with magnetic particles and elution in elution buffer.

MGISP-960 High-throughput Extraction

- ● 192 samples in 80 min
- ● High recovery and reproducibility
- ● Upgradable to sequencing library prep capability
- ● Compatible with throat swabs
- ● Complete set of supplies



EXTRACTION



RT-PCR PREP

MGISP-100B Medium Throughput and Flexible



- ● 8, 16, 24, or 32 samples in 40-80 min
- ● Safe with UV disinfection and positive pressure HEPA system
- ● Can be upgraded to sequencing library prep capabilities
- ● All supplies readily available

EXTRACTION



MGISP-NE32 Medium Throughput and Economical

- ● 1-32 samples in approximately 9 min
- ● Based on magnetic rod technique, moves magnetic particles instead of liquids; collection efficiency > 98%
- ● Ready 96-well pre-packed plate and disposable tip
- ● Lowest per sample extraction cost
- ● 8-inch built-in touch screen



EXTRACTION



SARS-CoV-2 Extraction using MGISP-960

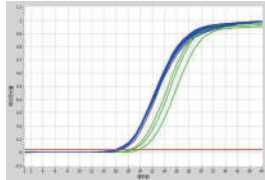
- Test method**

Compare automated extraction using RT-PCR with MGIEasy Nucleic Acid and Qiagen Virus RNA Extraction Kits with fluorescent PCR to quantify virus RNA.

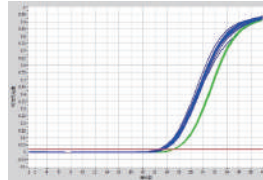
- Test results**

Lower Ct values using the MGIEasy Extraction Kit demonstrated a higher viral RNA yield compared to Qiagen Extraction Kit.

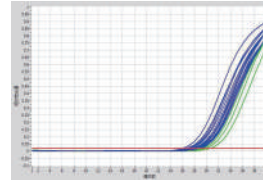
- Comparison of fluorescent PCR peak diagram of two nucleic acid extraction reagent kits:**



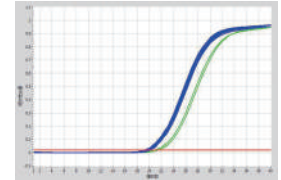
Simulated sample of saliva 1



Simulated sample of saliva 2



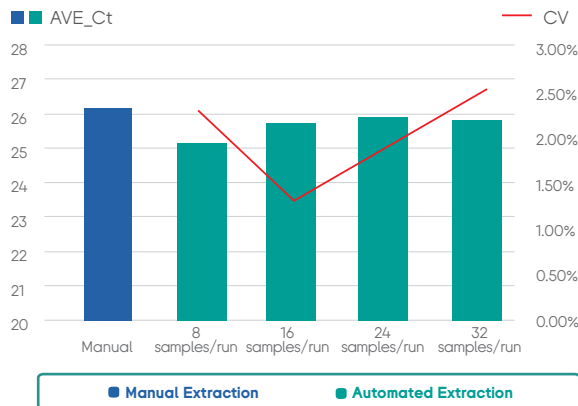
Simulated sample of saliva 3



Simulated sample of throat swab

In the above diagrams, the blue curve refers to the fluorescent PCR test result of MGIEasy Nucleic Acid Extraction Kit + MGISP-960, and the green curve refers to fluorescent PCR test result of competitor's Q Virus RNA Extraction Reagent Kit + manual.

SARS-CoV-2 Extraction using MGISP-100B



- Test method**

Compare manual vs. automation using MGIEasy Nucleic Acid Extraction Kit and RT-PCR

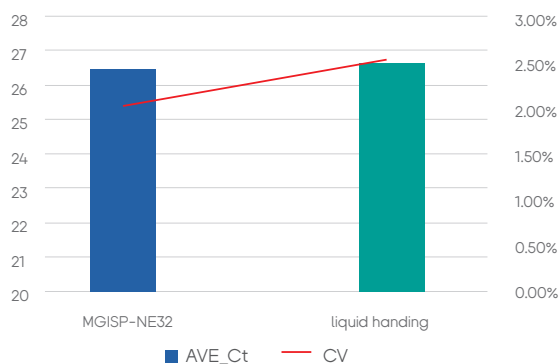
- Test samples**

Simulated samples of throat swab containing novel corona virus (RNA), dilute them in different concentrations

- Test results**

Data demonstrates a higher viral RNA yield and better CV using MGISP-100B

SARS-CoV-2 Extraction using MGISP-NE32



- Test method**

Compare manual vs. automation using RT-PCR

- Test samples**

Simulated samples of throat swab containing novel corona virus (RNA), dilute them in different concentrations

- Test results**

Comparable Ct values using both methods demonstrated the similar viral RNA yields between MGISP-NE32 and manual extraction. The CV for Ct value using MGISP-NE32 is less than 2.5%

	<p>MGISP-960</p>	<p>MGISP-100B</p>
Throughput	<div style="display: flex; justify-content: space-around; border: 1px solid black; border-radius: 10px; padding: 5px;"> <div style="background-color: #0056b3; color: white; padding: 5px; text-align: center;"> 80 min </div> <div style="background-color: #0056b3; color: white; padding: 5px; text-align: center;"> 192 Samples </div> </div>	<div style="display: flex; justify-content: space-around; border: 1px solid black; border-radius: 10px; padding: 5px;"> <div style="background-color: #0056b3; color: white; padding: 5px; text-align: center;"> 40-80 min </div> <div style="background-color: #0056b3; color: white; padding: 5px; text-align: center;"> 8,16,24,32 Samples </div> </div>
Dimensions	1240 (L) * 740 (W) * 1110 (H) mm	780 (L) * 725 (W) * 777 (H) mm
Weight	250 kg	120 kg
Pipette Type	Fixed 96 channel	Fixed 8 channel
Range	2 ~ 200 μ L	2 ~ 200 μ L
CV	2 μ L : <5%, 200 μ L : <1%	2 μ L : <5%, 200 μ L : <1%
Accuracy	2 μ L : < \pm 10%, 200 μ L : < \pm 1%	2 μ L : < \pm 10%, 200 μ L : < \pm 1%
Temperature Range	~4-99 $^{\circ}$ C	~4-90 $^{\circ}$ C
Temperature Accuracy	\pm 1 $^{\circ}$ C at 55 $^{\circ}$ C	\pm 1 $^{\circ}$ C at 55 $^{\circ}$ C
Temperature Module	\pm 1 $^{\circ}$ C at 72 $^{\circ}$ C	\pm 1 $^{\circ}$ C at 72 $^{\circ}$ C

	<p>MGISP-NE32</p>	<div style="display: flex; justify-content: space-around; border: 1px solid black; border-radius: 10px; padding: 5px;"> <div style="background-color: #008080; color: white; padding: 5px; text-align: center;"> 9 min </div> <div style="background-color: #008080; color: white; padding: 5px; text-align: center;"> 1-32 Samples </div> </div>
Dimensions	430 (L) * 395 (W) * 435 (H) mm	
Weight	32.5 kg	
Pipette Type	4 x 8 magnetic rods	
Processing Volume	20 ~ 1000 μ L	
Throughput		
Well Variation	<3%	
Magnet Particles Collection Efficiency	\geq 98%	
Temperature Control	From +5 $^{\circ}$ C above ambient to 125 $^{\circ}$ C	
Temperature Precision	\leq \pm 1 $^{\circ}$ C	
Mixing Module	Adjustable with multiple modes & gears	

ORDERING INFORMATION

MGISP-960

Equipment

Cat. No.	Product name	Specification
900-000154-00	High-throughput Automated Sample Preparation System MGISP-960RS, V9	EA, CE RUO
900-000165-00	High-throughput Automated Sample Preparation System MGISP-960, V9	EA, CE IVD

Reagents

Cat. No.	Product name	Specification
1000020261	MGEasy Magnetic Beads Virus DNA/RNA Extraction	1728 preps, RUO
1000020471	MGEasy Magnetic Beads Virus DNA/RNA Extraction	96 preps, RUO

Consumables

Cat. No.	Product name	Specification
1000000723	250µL automated filter tips	10 boxes/case
1000004644	1.3mL U-bottom deep-well plate	2 plates/bag
1000012059	Hard-shell thin-wall 96-well skirted PCR plates, white shell/clear well	10 plates/bag

MGISP-100B

Equipment

Cat. No.	Product name	Specification
900-000286-00	MGISP-100BRS Automated Nucleic Acid Extraction and Purification System	EA, CE RUO
900-000285-00	MGISP-100B Automated Nucleic Acid Extraction and Purification System	EA, CE IVD

Reagents

Cat. No.	Product name	Specification
1000020471	MGEasy Nucleic Acid Extraction Kit	96 preps, CE RUO
1000021042	Nucleic Acid Extraction Kit	96 preps, CE IVD

Consumables

Cat. No.	Product name	Specification
1000000723	250µL automated filter tips	10 boxes/case
1000004644	1.3mL U-bottom deep-well plate	2 plates/bag
1000023283	0.2mL PCR 8-Strips with flat caps	125 strips/box

MGISP-NE32

Equipment

Cat. No.	Product name	Specification
950-000020-00	MGISP-NE32RS Automated Nucleic Acid Extractor	EA, CE RUO
950-000013-00	MGISP-NE32 Automated Nucleic Acid Extractor	EA, CE IVD

Reagents

Cat. No.	Product name	Specification
1000023774	Nucleic Acid Extraction Kit	32 preps, CE RUO
1000022606	Nucleic Acid Extraction Kit	32 preps, CE IVD

Copyright Disclaimer

The copyright of this brochure is solely owned by MGI Tech Co. Ltd.. The information included in this brochure or part of, including but not limited to interior design, cover design and icons, is strictly forbidden to be reproduced or transmitted in any form, by any means (e.g. electronic, photocopying, recording, translating or otherwise) without the prior written permission by MGI Tech Co., Ltd.. All the trademarks or icons in the brochure are the intellectual property of MGI Tech Co., Ltd. and their respective producers.